

Sh

splash

ship

Sh

fish

sh

sh

shoe

sh


shark

Sh/sh

Letter Tracing Printables
Coloring Printables
Reproducible Books

Table of Contents

Homework Tracking Sheet	2
Sh/sh - Letter Tracing Printables	3-4
Initial Sh/sh - Coloring Printables	5-7
Initial Sh/sh - Reproducible Books	
Sheep Shock	8-10
Shampoo Ado	11-13
Clue on a Shoe	14-16
Final sh - Coloring Printables	17-19
Final sh - Reproducible Books	
The Fish Wish	20-22
A Foolish Fish	23-25
The Best Finish	26-28



S H S

sh

sh

sh


sh

sh

sh sh sh

sh sh sh

sh



sh

sh

Sh


sh

sh sh sh sh sh

sh sh sh sh sh



shark



ship



shoe



Read My Book with Me!

The sentences in this book include words with the /sh/ sound and basic sight words.

Read the book once or twice **TO** the child. Point to each individual word as you are reading. Then, read the book once or twice **WITH** the child as you point to the words. Finally, let the child attempt to read the book alone as you point to the words.


Children love to make the book their own! Encourage the child to color or paint the pictures. Be creative and use a little glue and some odds and ends to decorate the book!


The whimsical theme in the book captures the child's interest and makes reading fun!

Create a love of literacy together!


Sheep Shock

Written by Keli Richmond, MS, CCC-SLP
Illustrated by Paige Richmond







The sheep found a shore.



The sheep found a shell.



The sheep found a shark!



The sheep found a shape.



Shampoo Ado

Written by Keli Richmond, MS, CCC-SLP
Illustrated by Paige Richmond

Read My Book with Me!


The sentences in this book include words with the /sh/ sound and basic sight words.

Read the book once or twice **TO** the child. Point to each individual word as you are reading. Then, read the book once or twice **WITH** the child as you point to the words. Finally, let the child attempt to read the book alone as you point to the words.

Children love to make the book their own! Encourage the child to color or paint the pictures. Be creative and use a little glue and some odds and ends to decorate the book!

The whimsical theme in the book captures the child's interest and makes reading fun!

Create a love of literacy together!






Should you shampoo a sheep?



Should you shampoo a shark?



Should you shampoo a
Shamosaurus?



If you do, you will
need a shower too!



Read My Book with Me!

The sentences in this book include words with the /sh/ sound and basic sight words.

Read the book once or twice **TO** the child. Point to each individual word as you are reading. Then, read the book once or twice **WITH** the child as you point to the words. Finally, let the child attempt to read the book alone as you point to the words.


Children love to make the book their own! Encourage the child to color or paint the pictures. Be creative and use a little glue and some odds and ends to decorate the book!


The whimsical theme in the book captures the child's interest and makes reading fun!

Create a love of literacy together!


Clue on a Shoe

Written by Keli Richmond, MS, CCC-SLP
Illustrated by Paige Richmond

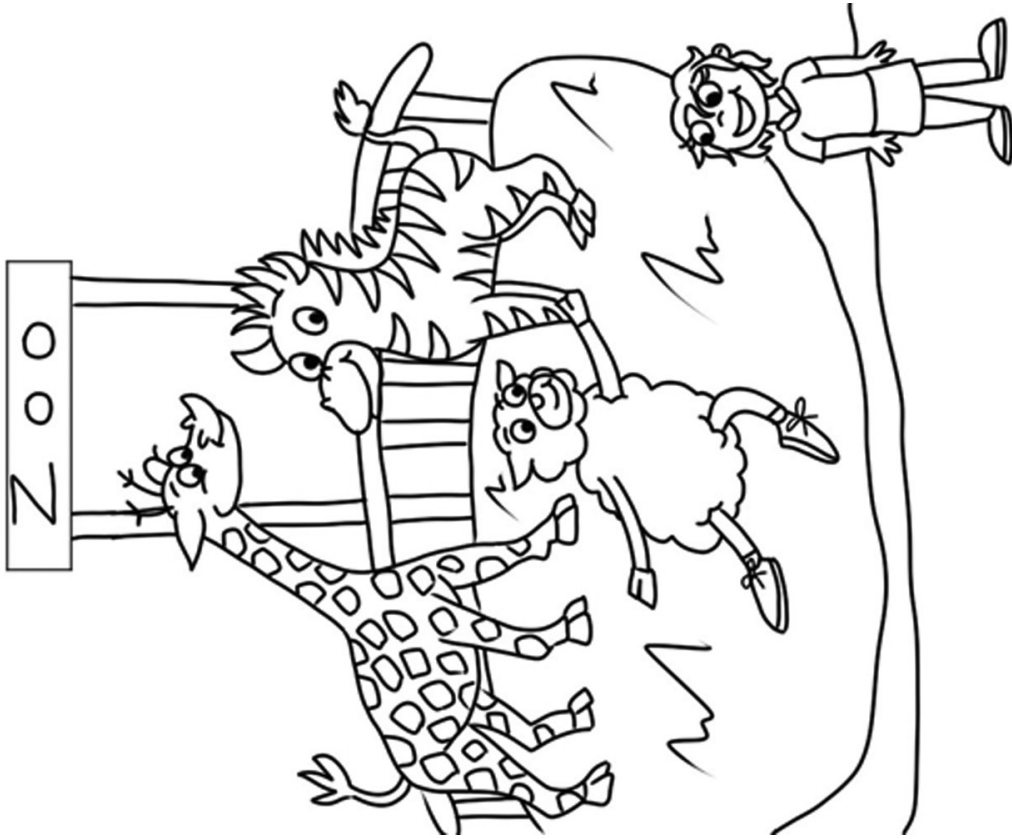





She saw a shark at the park.




She saw a dinosaur at the shore.



She saw a shoe at the
zoo.




Sh!! Not a peep. She is
asleep.



fish



splash



wash



The Fish Wish

Written by Keli Richmond, MS, CCC-SLP
Illustrated by Korey Scott

Read My Book with Me!

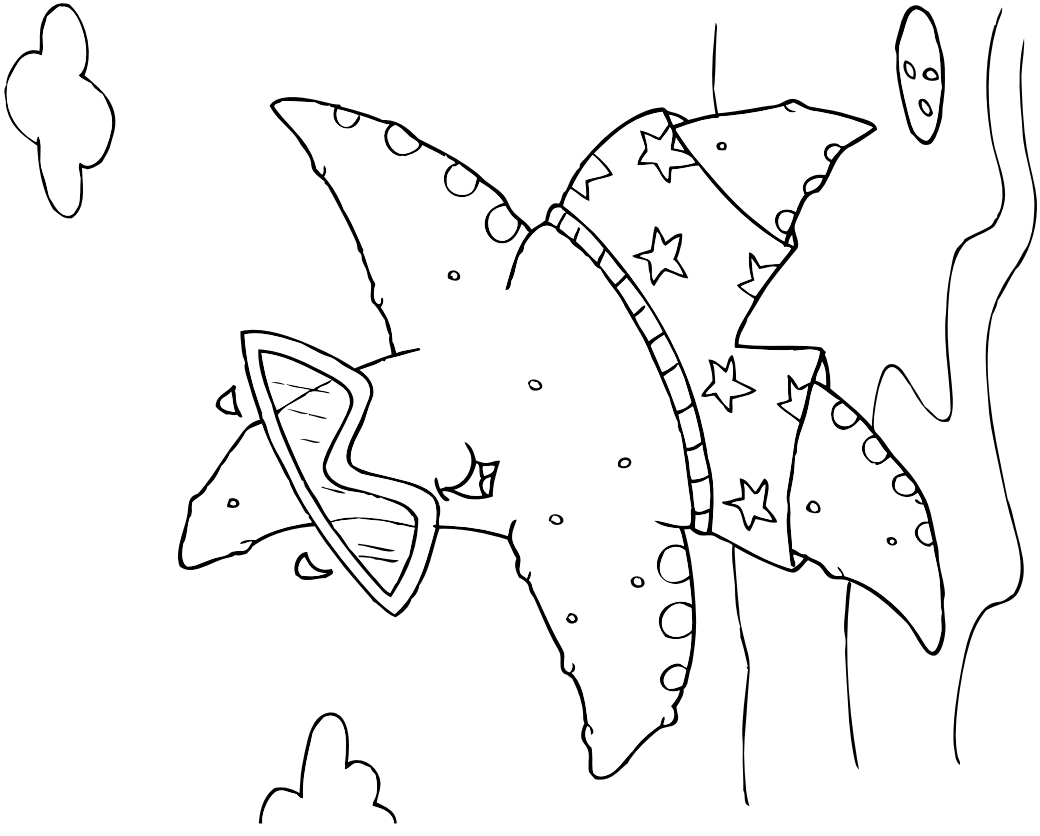
The sentences in this book include words with the /sh/ sound and basic sight words.

Read the book once or twice **TO** the child. Point to each individual word as you are reading. Then, read the book once or twice **WITH** the child as you point to the words. Finally, let the child attempt to read the book alone as you point to the words.

Children love to make the book their own! Encourage the child to color or paint the pictures. Be creative and use a little glue and some odds and ends to decorate the book!

The whimsical theme in the book captures the child's interest and makes reading fun!

Create a love of literacy together!





He saw a swordfish.



He saw a catfish.



He saw a starfish.




He made a wish!



A Foolish Fish

Written by Keli Richmond, MS, CCC-SLP
Illustrated by Korey Scott



Read My Book with Me!

The sentences in this book include words with the /sh/ sound and basic sight words.

Read the book once or twice **TO** the child. Point to each individual word as you are reading. Then, read the book once or twice **WITH** the child as you point to the words. Finally, let the child attempt to read the book alone as you point to the words.


Children love to make the book their own! Encourage the child to color or paint the pictures. Be creative and use a little glue and some odds and ends to decorate the book!

The whimsical theme in the book captures the child's interest and makes reading fun!

Create a love of literacy together!



The fish can wash.



The fish can splash.



The fish can crash.



Poor fish!



Read My Book with Me!

The sentences in this book include words with the /sh/ sound and basic sight words.

Read the book once or twice **TO** the child. Point to each individual word as you are reading. Then, read the book once or twice **WITH** the child as you point to the words. Finally, let the child attempt to read the book alone as you point to the words.


Children love to make the book their own! Encourage the child to color or paint the pictures. Be creative and use a little glue and some odds and ends to decorate the book!

The whimsical theme in the book captures the child's interest and makes reading fun!

Create a love of literacy together!

The Best Finish

Written by Keli Richmond, MS, CCC-SLP
Illustrated by Korey Scott






Please wash your hands.



Please finish your dinner.



Please brush your
teeth.



Please read with me!