

er

flower

mower

er

puzzler

er

er

teacher

er

glider

Final er

Letter Tracing Printables
Coloring Printables
Reproducible Books

Table of Contents

Homework Tracking Sheet	2
Final er - Letter Tracing Printables.....	3-4
Final er - Coloring Printables	5-7
Final er - Reproducible Books	
A Banner Day for Readers!.....	8-10
The Puzzler	11-13
The Rhymer.....	14-16



er

er



er

er


er

er

er er er er

er er er er

er er




er

er


er

er






flower



over



teacher



Read My Book with Me!

The sentences in this book include words with the /er/ sound and basic sight words.

Read the book once or twice **TO** the child. Point to each individual word as you are reading. Then, read the book once or twice **WITH** the child as you point to the words. Finally, let the child attempt to read the book alone as you point to the words.

Children love to make the book their own! Encourage the child to color or paint the pictures. Be creative and use a little glue and some odds and ends to decorate the book!


The whimsical theme in the book captures the child's interest and makes reading fun!

Create a love of literacy together!


A Banner Day for Readers!

Written by Keli Richmond, MS, CCC-SLP
Illustrated by Korey Scott






The teacher needs a ladder and a hammer.



The teacher needs a sweeper and a painter.



The teacher needs a hanger and a banner.



Oh, boy! The teacher has a lot of readers!



Read My Book with Me!

The sentences in this book include words with the /er/ sound and basic sight words.

Read the book once or twice **TO** the child. Point to each individual word as you are reading. Then, read the book once or twice **WITH** the child as you point to the words. Finally, let the child attempt to read the book alone as you point to the words.


Children love to make the book their own! Encourage the child to color or paint the pictures. Be creative and use a little glue and some odds and ends to decorate the book!

The whimsical theme in the book captures the child's interest and makes reading fun!

Create a love of literacy together!


The Puzzler

Written by Keli Richmond, MS, CCC-SLP
Illustrated by Korey Scott







Earlier, Peter, the painter, saw a flower.



Earlier, Peter, the painter, saw a mower.



Where was Peter, the painter?



Earlier, Peter, the painter, saw a teacher.



Read My Book with Me!

The sentences in this book include words with the /er/ sound and basic sight words.

Read the book once or twice **TO** the child. Point to each individual word as you are reading. Then, read the book once or twice **WITH** the child as you point to the words. Finally, let the child attempt to read the book alone as you point to the words.


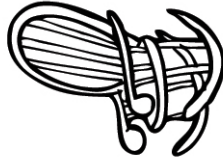

Children love to make the book their own! Encourage the child to color or paint the pictures. Be creative and use a little glue and some odds and ends to decorate the book!

The whimsical theme in the book captures the child's interest and makes reading fun!


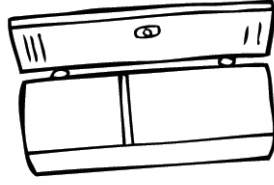
Create a love of literacy together!


The Rhymers

Written by Keli Richmond, MS, CCC-SLP
Illustrated by Korey Scott




Answer

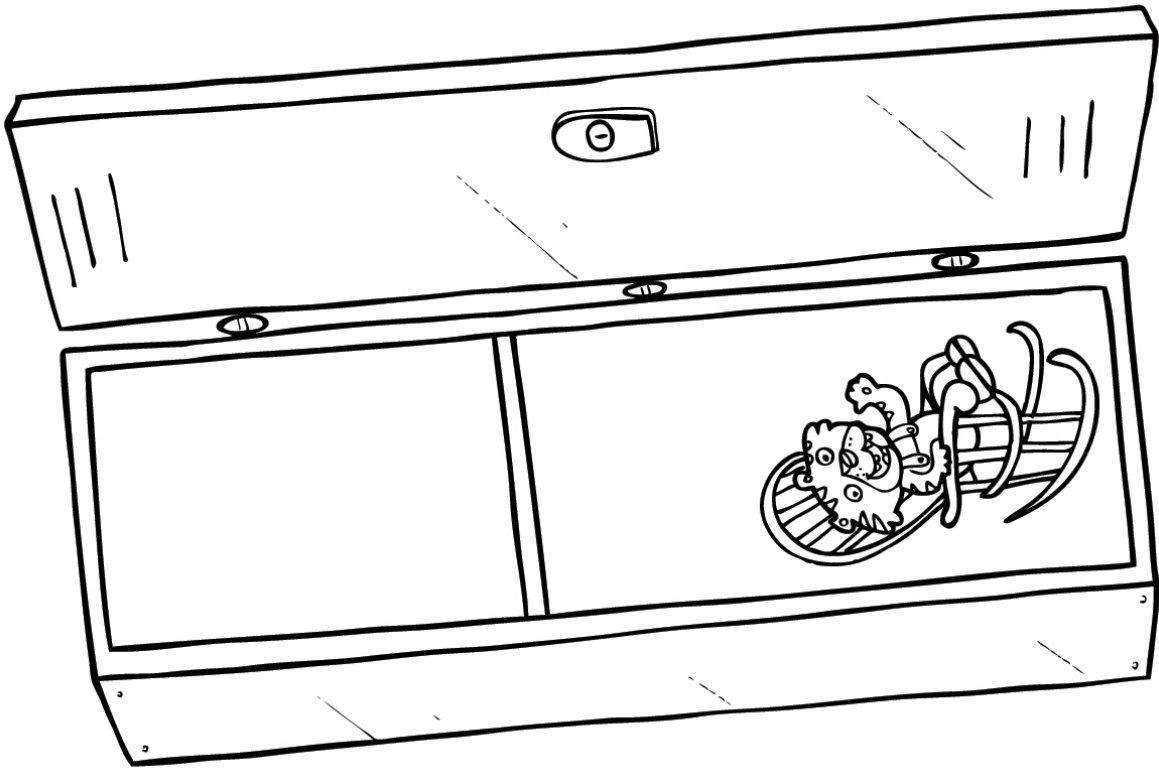





This is the spider with a glider.



This is the dancer with an answer.



This is the locker with
a rocker.



This is the tower with
a flower.